

Download eBooks,
Audiobooks, Comics &
Graphic Novels, Music,
Movies & TV Shows
ALL For Free
With Your Library Card!

SIGNING-UP IS FAST AND SIMPLE

Get signed up for Hoopla in no time. All you need is a device and your library card. Follow this easy 3-step process to get started.

3-Step Sign-Up

- 1 Download the app or go to hoopladigital.com.
- 2 Log in with your library card.
- 3 Instantly Read, Listen, and Watch with Your Library Card.



BRANCHES

St. Marys
M,T,W,Th,F,S
785-437-2778

Alma
M,T,W,F
785-765-3647

Eskridge
M,T,W,F
785-449-2296

Onaga
M,T,W,F
785-889-4531

MINI-BRANCHES

Alta Vista
Wednesday
785-499-5542

Harveyville
Tuesday, Saturday
785-589-2414

Olsburg
Thursday
785-468-3347

Westmoreland
Mon., Thur., Sat.
785-457-2841



This project is made possible by the
State Library of Kansas and the
Institute of Museum and Library Services.

hoopla®

hoopla®


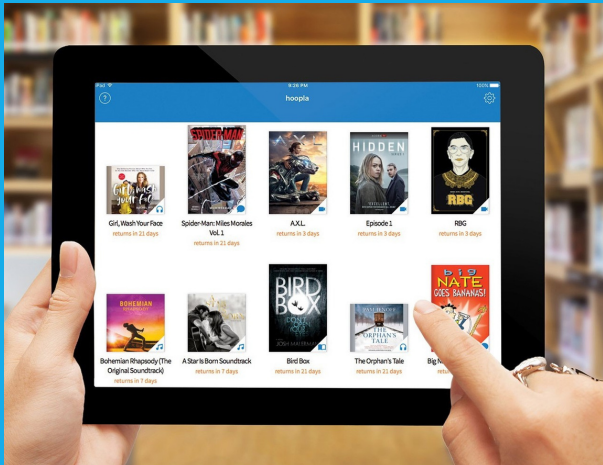
Tap into Discovery.
Instantly Read, Listen, and Watch
with Your Library Card.



hoopladigital.com

POTTAWATOMIE
WABAUNSEE
REGIONAL LIBRARY

HEADQUARTERS
306 N. 5TH ST., ST. MARYS, KS
785-437-2778
WWW.POTTWAB.ORG



- Register for a hoopla account by visiting hoopladigital.com, or by using our mobile app on your iOS or Android device. You will need to provide an e-mail address, create a password, and have your library account information ready. The free mobile app can be found in the App Store and the GooglePlay store.
- Easily browse titles on your computer or mobile device by clicking Browse All on the format (Music, Movies, Audiobooks, eBooks, Comics, and Television). You can also search for a specific title by clicking on the Search box or magnifying glass and typing in your title(s)/keyword.
- To borrow a title, click on the title and then click the Borrow button. Your borrowed titles can be played right after borrowing, and found under the My Titles menu for viewing/listening. Enjoy your selected titles!
- Borrowed titles will be automatically returned when your lending period is over. There are no holds, wait lists, or late fees for any of hoopla's content.
- If you need additional help, visit the help section on our mobile app, or click on the Help link found at the bottom of hoopladigital.com.

ALL-IN-ONE PACKAGE FOR YOUR FAVORITE CONTENT

Through Hoopla you can borrow from a vast online library of content.

You'll get access to ebooks, audiobooks, comics and graphic novels, movies, music, and tv shows.

YOU CAN USE
ANDROID, IPHONE,
OR OTHER DEVICES

How to hoopla on android

The hoopla digital mobile app can be found in the Play Store on your Android device.

Sign Up

Sign up with your library card (enter it without spaces) and create an account. Once your account is set up, you'll sign in with the email address and password you created.

Search & Borrow

Search for Audiobooks, eBooks, Comics, Music, Movies, and TV. Borrow a title by clicking on the title's icon and clicking Borrow.

Enjoy

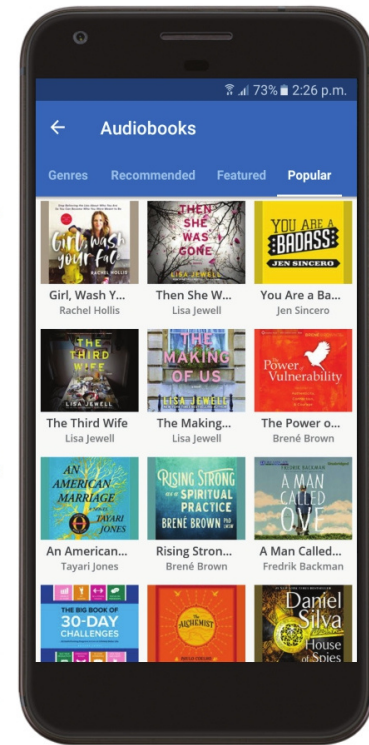
Stream the item by pressing play or download it to your device to hear, read, or watch it without Wi-Fi.

Download

To download borrowed content, simply tap on the "Tap here to download" button on the title details page. Please note that downloads are only available on the mobile apps. You can download titles to SD cards. There is a section in your settings that allows you to select where you would like to store downloads.

Settings

To access your settings, tap on the three vertical dots at the upper right of your home screen. Then, simply tap on the download location text and choose between internal and SD card storage. This will not show up unless an SD card is inserted.



Questions? Go to <https://www.hoopladigital.com/help> to learn more about getting started and for help troubleshooting.

