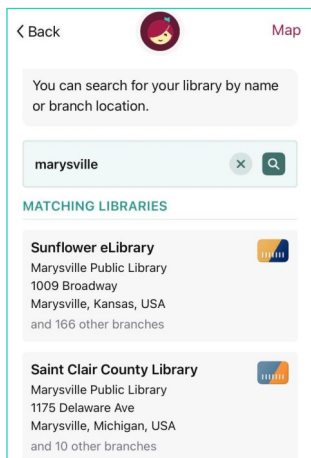
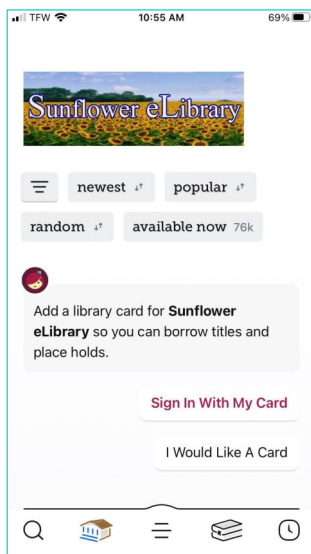


Getting Started

- Download the Libby app from the app Store Or <https://sunflowerlibrary.overdrive.com>
- Open the app.
- Libby will ask if you have a library card. Choose **Yes** (If not contact your library).
- Libby will guide you through adding your library and library card:



Libby will ask where you use your library card. Type **Pottawatomie Wabauensee Regional Library** (Be sure you're selecting the right library. Libby searches via GPS, so it should default to your local library.)



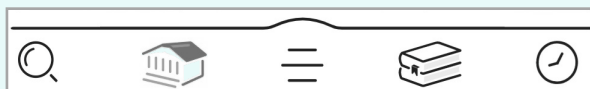
Select **"Sign In With My Card."** Enter your **entire library card number**.






This is the 14 digit or 15 digit printed on the back of your PWRL Library Card.

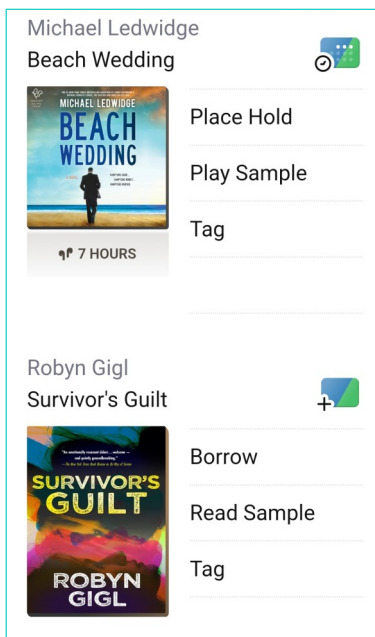
You are now ready to start searching for your next great digital read!


Navigating the App

Icons at the bottom of the screen



-  **Search by title or author.**
-  **Browse library's new, popular and curated Collections.**
-  **See your library card information, change settings, and get help.**
-  **View your current loans, holds, and titles you have tagged.**
-  **Look back at your checkout history.**



 Earbud icon indicates audiobook format

 **Wait list**

This icon means the title is currently Unavailable.


Tap **Place Hold**.

 **Available**


This icon means the title is currently Available.

Tap **Borrow** to checkout.

Reading and Returning

- Once you have borrowed an eBook, tap the **bookshelf icon**  at the bottom of your screen.

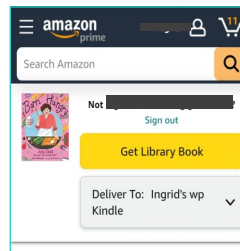
- Tap **Read With.**



- Select **Libby** to read on your phone or tablet.

- Select **Kindle** to read with your Kindle reader.


- When you select **Kindle** you will be taken to Amazon, log into your account and tap the **Get Library Book** button.



- The ebook will be delivered to your Kindle.

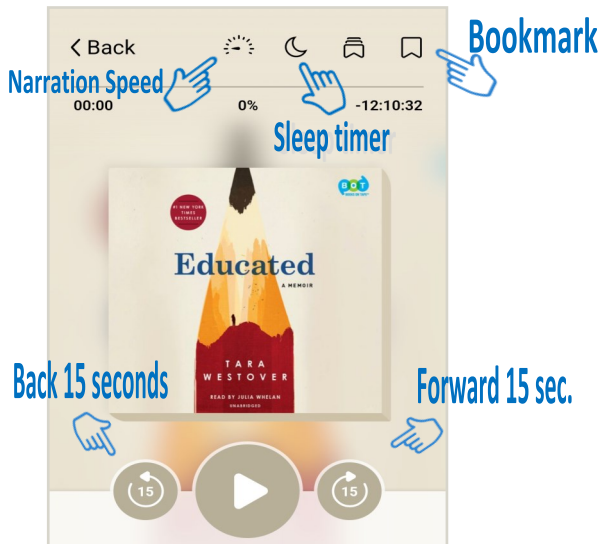
Books are automatically returned to the library on their due date.

To Return Early . . .


- Tap the **shelf icon**. 
- Tap **LOANS** at the top of the screen.
- Tap **Manage**.
- Tap **Return Early** and then tap **Return**.

Audiobooks

- After borrowing an Audio book tap **Open Audiobook** the tap the **play/pause** button.





- You can adjust narration speed, set a sleep-timer, mover forward or back 15 seconds and create bookmarks (Libby will remember your place!).



Helpful Tips

You can check out books from the Pottawatomie Wabaunsee Regional Library anywhere in the world as long as you have an internet connection!

- Titles will automatically return themselves on the due date, no action is needed on your part.
- If a book is returned before you finish, you can check it out again and Libby will remember your place.
- The default checkout length is 14 days.
- You can check out 5 items at a time and you can have 15 items on hold.
- Tap  the calendar to see the estimated wait time.
- Digital books are not unlimited in quantity so there may be holds on the book you want.
- The time listed beside earbuds is the total playing time.



QUICK START GUIDE

Pottawatomie Wabaunsee Regional Library

Headquarters

306 N. 5th, St. Marys, KS

785-437-2778

www.pottwab.org

Available online - All the time!