



THE GREAT PIZZA CONTEST

A Tasty Tale of Cooperation

ACTIVITY BOOK






THE GREAT PIZZA CONTEST ACTIVITY BOOK

TABLE OF CONTENTS

Mayor Ann Chovi's Favorite Pizza Jokes.....	1
Pizza Box Balance Game.....	2
Pizza Trivia.....	3
Fruit Pizza Recipe.....	4
Great Pizza Contest Pizza Coloring Sheets.....	5-7
Great Pizza Contest Crossword Puzzle.....	8
Write a Sequel to The Great Pizza Contest.....	9-11
Do Your Own Great Pizza Contest Performance.....	12
Puppet Show.....	13-14



MAYOR ANN CHOVI'S FAVORITE PIZZA JOKES

Q: What's a dog's favorite pizza?

A: Pupperoni!

Q: What does a pizza say when it introduces itself to you?

A: Slice to meet you!

Q: What do anteaters like on their pizza?

A: Ant-chovies

Q: Did you hear the latest pizza joke?

A: Nah, never mind, it's too cheesy!

Q: How do you fix a broken pizza?

A: With tomato paste!

Q: What do you call a sleeping pizza?

A: PiZZZZZZZZZZZZa



PIZZA BOX FREEZE

A Cooperation Game

Materials:

- One small clean pizza box box per person
- An open space
- Music (optional)



Directions:

1. Everyone gets their own pizza box.
2. Everyone walks around the room balancing the pizza box on their head.
3. If the box falls off the person who was balancing that box must freeze.
4. He or she can only be unfrozen when ANOTHER person retrieves the pizza box (without dropping their own) and places it on the frozen person's head. If the helper's pizza box falls off then that person also must freeze until someone else helps.
5. The game ends when everyone is frozen or everyone is unfrozen.

*Variation: If you don't have enough pizza boxes, take turns OR balance something else like bean bags, rubber ducks, or small stuffed animals.

PIZZA PLEASE

Trivia Game

Draw a line from the question to the correct answer.



1. How many pizzas do Americans order every second?
A.Halloween
2. What is the most popular day of the week for eating pizza?
B.1 Billion
3. How many pounds was the world's largest pizza?
C.Saturday
4. What's the most popular night of the year for ordering pizza?
D.25,000
5. When is National Pizza Day?
E.Pepperoni
6. What is the most popular pizza topping?
F. 350
- 7.How many frozen pizzas are sold in the United States each year?
G.February 9th

Answers: 1.F 2.C 3.D 4.A 5.G 6.E 7.B

FRUIT PIZZA RECIPE



Ingredients:

- Slice of Bread (We used cinnamon raisin bread!)
- ½ Cup Plain Greek Yogurt*
- 1 Teaspoon of Honey
- ½ Teaspoon of Vanilla Extract
- ½ cup of fruit (Suggestions: grapes, blueberries, grapes, peaches)
- 1 tablespoon Shredded Coconut

***Note:** You can also use flavored yogurt. If you do, don't add the honey or vanilla.

Directions:

Make the “sauce”

1. Mix together the yogurt, honey, and vanilla

Make the “dough”

1. Cut the bread into a circular shape with a cookie cutter or a glass

Assemble your pizza

2. Put a layer of yogurt sauce on the bread
3. Place the fruit on top.


Add the “cheese”

4. Sprinkle on the shredded coconut.

Enjoy your pizza!

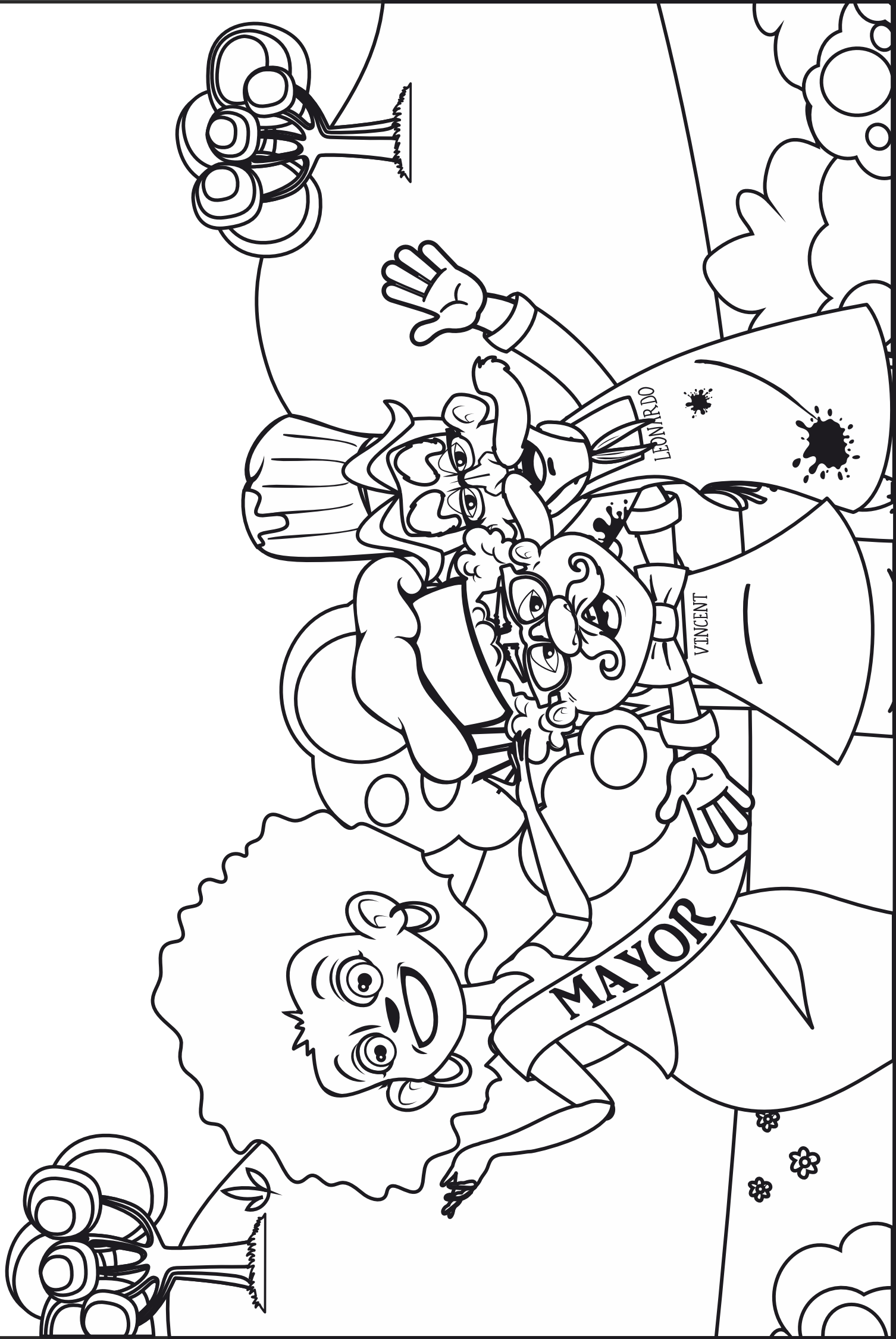
THE BEST PIZZA IN TOWN






VINCENT





GREAT PIZZA CONTEST CROSSWORD PUZZLE



Across

5. Vincent and Leonardo had to learn how to _____.
7. What food does everyone eat in the town of Mozzarella?
8. How does Vincent get his dough off the ceiling?
9. What does Leonardo use to mush his tomatoes?
10. What does Vincent think is the most important part of a pizza?

Down

1. What does Leonardo think is the most important part of the pizza?
2. What does Salvatore Deli think is the most important part of the pizza?
3. What is the name of the town where The Great Pizza Contest takes place?
4. What job does Ann Chovi have in Mozzarella?
6. What is the first name of the mayor's daughter?

1. Sauce 2. Cheese 3. Mozzarella 4. Mayor 5. Cooperate 6. Nan 7. Pizza 8. Sings 9. Feet 10. Dough

WRITE A SEQUEL TO THE GREAT PIZZA CONTEST!

Hi Storyologists! Page Turner here. I have a question. Do you know what a sequel is? Yes, it's the next book or movie in a series.

The story of *The Great Pizza Contest* ends with a hint at what might happen in its sequel. Here's a peek at the end of the story.

One day a pizza maker named Salvadore Deli came to town and said, "The cheese is the most important part of the pizza!"



Do you have any ideas about what could happen next?

If you wrote the sequel...

- Would you keep all of the characters from the original story?
- How many new characters would you introduce?
- What is the 'new' main problem that the characters would have to figure out?
- How would they try to solve the problem?
- Would you let them solve the problem the first time that they try?
(Writing tip: Don't let your characters solve their problems right away. It's much more interesting if they try and fail a few times.)

Ok Storyologists, you've thought about it. Now how about writing the sequel? Make this story your own. Have fun and let your imagination go wild!

I can't wait to see what you decide the problem is and how you get the characters to solve it!

PERFORM YOUR OWN GREAT PIZZA CONTEST PLAY

The *Great Pizza Contest* is all about cooperation and the importance of working together. Putting on a play is all about cooperating and working well together.

Here's your chance to enjoy cooperating and working together with lots of other actors and behind the scenes friends to create a successful show!



- Gather or make some costumes or props. Or don't use any costumes or props. It's up to you.
- Decide who will play which character. You can take turns!
- Go [HERE](#) for The Great Pizza Contest script.
- But most importantly... **HAVE FUN**

LET'S DO A PUPPET SHOW!

Putting on a puppet show is so much fun!

When you do a puppet show you get to work with your friends and make new friends. You get to laugh and applaud. You get to be kind about sharing the spotlight and to be empathetic about how it feels to be in the spotlight. You get to cooperate with everyone doing the show and maybe even to be the person who says "All quiet on the set please".



Every puppet show needs puppets!

Below are some pictures of the characters ready for you to use. Ask a grown-up to print the pictures.

- Cut out the pictures.
- Paste them onto craft paper or a file folder.
- Glue something like a pencil or ice cream stick on the back to use as a handle and you're ready to go.

Every puppet show needs a story!

You can use the audio book from our story as your puppet's voice and then move your puppet around in the same way you would if the puppet actually were speaking.

You could instead write your own story and then you could be the puppet's voice and make it move around as if it were actually speaking.



[HERE'S](#) the link for the AUDIOBOOK of *The Great Pizza Contest*.

LET'S DO A PUPPET SHOW!

